




STOP the bleed

No matter how rapid the arrival of professional emergency responders, bystanders will always be first on the scene. A person who is bleeding can die from blood loss within five minutes, so it's important to quickly stop the blood loss. Remember to be aware of your surroundings and move yourself and the injured person to safety, if necessary. **Call 911**. Bystanders can take simple steps to keep the injured alive until appropriate medical care is available. Here are three actions that you can take to help save a life:

1. Apply Pressure with Hands

EXPOSE to find where the bleeding is coming from and apply **FIRM, STEADY PRESSURE** to the bleeding site with both hands if possible.



2. Apply Dressing and Press

EXPOSE to find where the bleeding is coming from and apply **FIRM, STEADY PRESSURE** to the bleeding site with bandages or clothing.

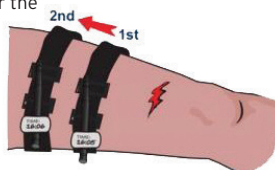
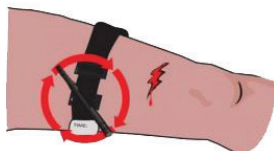
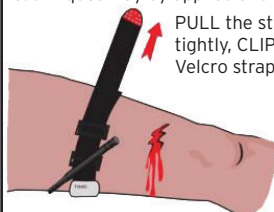


3. Apply Tourniquet(s)

If the bleeding doesn't stop, place a tourniquet 2-3 inches closer to the torso from the bleeding. The tourniquet may be applied and secured over clothing.



If the bleeding still doesn't stop, place a second tourniquet closer to the torso from first tourniquet.



MOUNT CARMEL